



For Earth, For Life
Kubota

L

**KUBOTA DIESEL TRACTOR
L3540/L4240/L5040/L5240
L3540-II/L4240-II/L5040-II
L5240-II/L5740-II**

Kubota's versatile, high-performance Grand L40-II Series deluxe tractors are ideally suited to tackle a wide array of tasks.



Whatever the task, the gets the job done.

Introducing Kubota's Grand L40-II Series, a new line of high-performance, highly efficient tractors that are comfortable, user-friendly, and boast a wide array of innovative features that make the job easier, including Kubota's all-new HST Plus for exceptional versatility. The levers have been regrouped on the right side for easier and more comfortable tractor control. The Grand L40-II series includes five models with an air-conditioned cab and your choice of three transmissions and various tyre sizes to suit your task.



GRAND L40-II (NEW CAB Models)
GRAND L40 (ROPS Models)
SERIES

all-new Grand L40-II

NEW
INTEGRATED
CAB



NEW INTEGRATED CAB

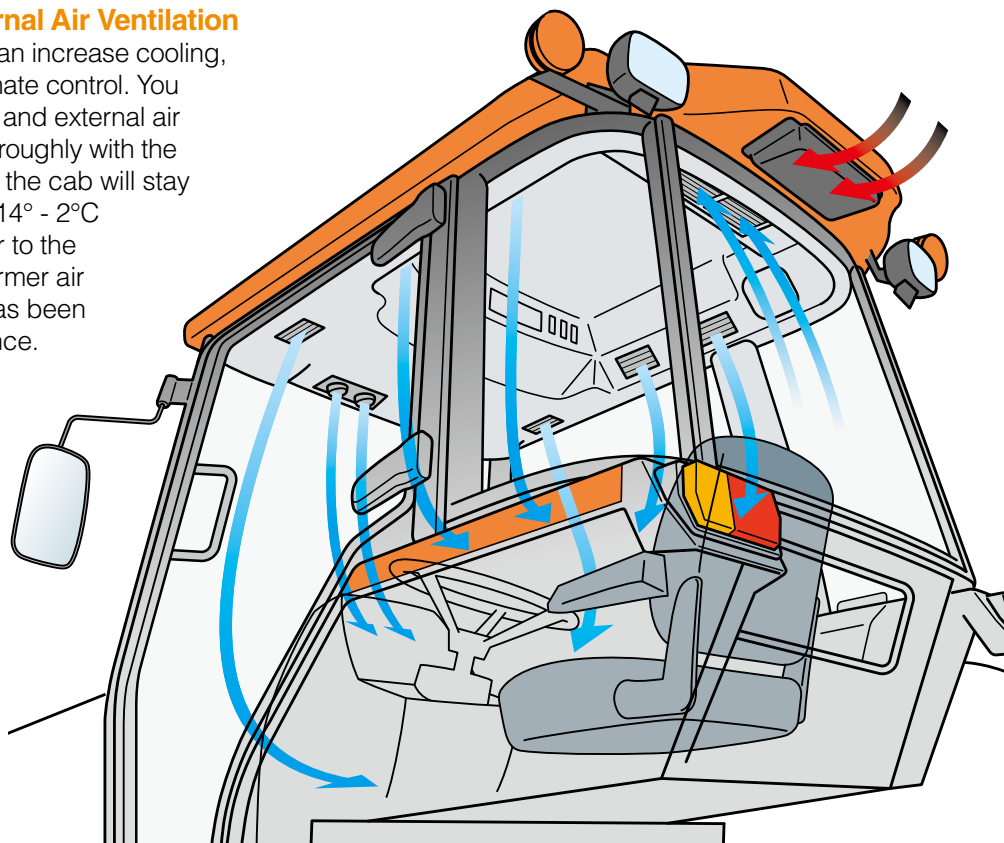


New Integrated Cab

The Grand L40-II offers a level of comfort that keeps you productive longer. Some of the highlights include a comfortable deluxe seat and ample legroom so you can stretch your legs on the job. The large control panel offers easy access to the operational and hydraulic controls and levers. In short, it's a control center that's centered on you. And the interior trim, with an ergonomic lever guide and console design, gives the cab a sophisticated look. The Grand L40-II's comfort cab design truly puts you in the lap of luxury.

Air Conditioning with Internal/External Air Ventilation

The cab's deluxe air conditioner/heater can increase cooling, heating and air ventilation for greater climate control. You can switch between internal recirculation and external air ventilation: cool your cab quickly and thoroughly with the internal recirculation mode, and the air in the cab will stay fresh. The dual-level AC system, with a $-14^{\circ} - 2^{\circ}\text{C}$ temperature differential, directs cooler air to the operator's upper body while sending warmer air toward the feet. And the entire AC unit has been elevated to provide greater head clearance.



Air Flow

Now you can have clean, filtered air in the cab, fresh from outside, with the simple flick of a switch. The increased ventilation helps prevent windows from fogging.



1 New Lever Layout

For easier access and smoother operation, the loader, hitch and optional remote levers are grouped on the right-side console.

2 Ample Head Clearance

With increased head clearance for greater comfort and visibility, the Grand L40-II Series gives you a wide-angle view of your landscape, and all the space you need to get the job done.

3 Electric PTO Switch

Our new PTO switch makes PTO operation easier than ever. Conveniently located on the side console, one turn starts and one push stops the PTO.

4 Easy Power Supply Access

The power supply is located behind the seat for easier access.

5 Convenient Storage Compartments

Store small personal items and tools in compartments conveniently located on both sides of the seat.

Standard Equipment for Cab

- AC/Heater with Internal/ External Ventilation
- Radio/Cassette/CD Player
- Front Work Lights
- Interior Light
- Door-mounted Side Mirrors
- Deluxe Cloth Seat
- Wide Fenders




- 12 Volt Power Outlet
- 45 or 55 Amp Alternator*
- Front Wiper and Washer

Optional Equipment for Cab

- Rear Windshield Wiper
- Rear Window Defogger
- Rear Work Lights

* Please refer to page 13 and 14 for more details.



5 Right side



Left side



TRANSMISSION



HST PLUS

Hydrostatic Transmission

We've enhanced the power, performance, and durability of our Hydrostatic Transmission, and we've given it a name: HST Plus. Its automated control of both the HST pump and motor gives you optimal performance, regardless of the task, working conditions, or operator expertise. In addition, the new HST Plus includes a hydraulic servo mechanism that decreases the amount of pressure required to depress the HST pedal. This mechanism creates a more responsive pedal and delivers smoother handling and more control, whatever the load size. The system also helps to reduce vibration, shock, noise and fatigue to provide a gentler ride and improved performance.



GST

Glide Shift Transmission

Kubota's exclusive GST features 24 forward and 16 reverse gears (inc. creep speeds) and clutch-less operation for maximum operator ease. Furthermore, its electronically controlled hydraulic system allows you to shift on the go with exceptional response.



FST

Fully Synchronised Main and Shuttle Transmission


Kubota's economical FST delivers 16 forward and 16 reverse gears (inc. creep speeds) whilst on the move. The smooth simplicity of its operation, responsive directional changes with the shuttle lever, and its reliability make the FST ideally suited for tillage and front loader work.



HST PLUS

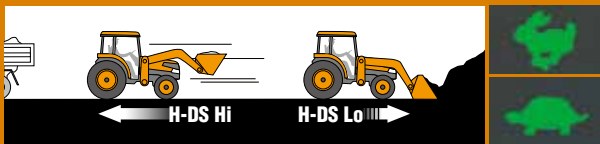
Kubota's advanced technology has made operating a tractor as simple as driving a car.

Kubota's HST Plus gives optimal control of both the hydraulic pump and the drive motor—all with simple operation. Thanks to its functions that regulate the pump swash plate and can adjust the motor swash plate between two stages, you can get the most out of the HST Plus, whether you prefer manual or automatic control.



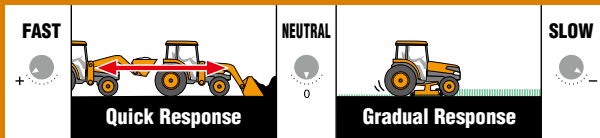
6 Speed Hydro Dual Speed (H-DS) Hi-Lo Function

Already featuring three range shift speeds, Kubota's HST Plus includes a lever to shift between high and low speeds in each range, expanding your options to six total speeds. Once your preferred range shift speed is set, you can easily shift the H-DS between the high and low speeds while moving. With a simple touch of the Mode Selection button, you can activate the Auto H-DS for automatic Hi/Lo shifting.



1 HST Response Control

The HST response speed can be adjusted with a simple turn of a dial. If your task requires a quick response, you can turn the dial to the FAST setting. This setting is ideal for use during loader-related chores. If the job at hand needs a more gradual response, as used



for turf work, set the dial to SLOW.



2 Load Sensing

The Grand L40-II boasts a revolutionary Load Sensing feature that, if it detects a drop in engine RPM, will automatically regulate HST pump and motor activity. Simply press the Mode Selection button, choose your preferred mode, and feel the difference.

Auto Throttle Advance

The new Auto Throttle Advance feature links the HST pedal and the engine throttle, synchronising tractor speed and engine revolution. This greatly simplifies tractor operation and helps reduce fuel consumption. Now, all you need to do to control tractor speed and engine revolutions is depress the HST pedal.



LOAD SENSING MODE S



Mode Selection Button

With Kubota's advanced Load Sensing Mode Selection, control is yours with the touch of a button. With three modes to choose from, transmission operation can be adjusted to accommodate your immediate needs. Each consecutive press of the button will select the next mode, from Mode 1 to Mode 3, and back again*.

**When the engine is started, the tractor will remain in the same mode it was in during the previous engine shutoff.*

Mode	Stall Guard Plus*	Auto H-DS
Mode 1	—	—
Mode 2	●	—
Mode 3	●	●

**ROPS model is adopted Stall Guard.*

MODE 1 You
Cho

MODE 1

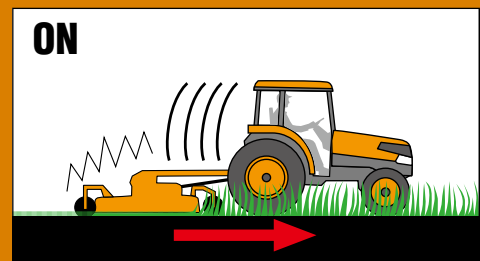
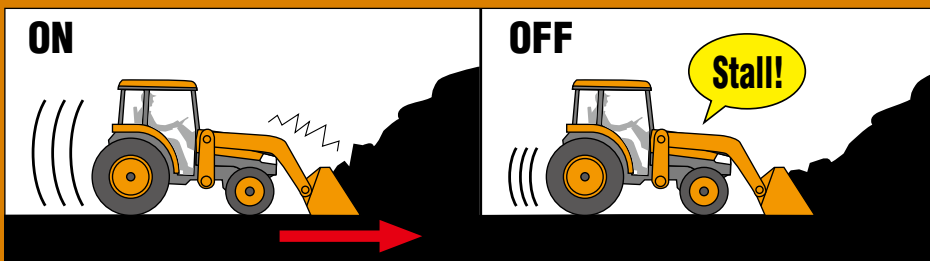
MANUAL MODE

This mode offers manual control of all transmission functions. It's perfect for those experienced operators who enjoy complete control of the tractor.

MODE 2

STALL GUARD PLUS*

Thanks to the Stall Guard PLUS mode you won't have to worry about stalling the engine due to excessive drive train or PTO loads. By activating Stall Guard PLUS, stalling is prevented without any need for sensitive HST pedal operations. When using the PTO, choose the Stall Guard PLUS mode. This will ensure that the higher engine RPM's and PTO RPM's in heavy-duty tasks are automatically maintained, and that stalling is prevented.



**ROPS model is adopted Stall Guard.*

ELECTION

Our choice

MODE 3

MODE 2



H-DS Hi

To maintain optimum working speed on the least demanding terrain, the H-DS is set to Hi.

H-DS Lo

When going uphill, the Auto H-DS automatically downshifts to Lo after sensing an increase in engine load.



Hi



Lo



Hi

H-DS Hi

When the crest of a hill has been reached and engine load goes back down, the Auto H-DS automatically upshifts in order to regain optimum working speed.

MODE 3

AUTO H-DS WITH STALL GUARD

Ideal for tasks involving major changes in engine burden, this mode activates both the Stall Guard and the Auto H-DS (Auto Hydro Dual Speed) to maximise the ease of operation, letting you work more effectively. The Auto H-DS enables automatic Hi/Lo shifting, and, combined with the Stall Guard, maintains the torque and allows the tractor to continue bearing heavy loads, drive on slopes and keep you working.

STALL
GUARD

AUTO
H-DS




INTELLIPANEL™

Recognised for its superb reliability and usability, Kubota's state-of-the-art diagnostic IntelliPanel keeps you informed of the workings and goings-on of your Grand L40-II. With easy-to-read indicators, displays and sensor messages, this interactive system assures that you'll always know exactly how the tractor is functioning.

Standard Indicators



Warning Indicators



Scheduled Service Alert



1 HST Response Control Dial and Mode Selection Button (only with HST Plus)



2 Menu Button
A simple touch of the Menu's down button lets you make changes to the Standard Indicator's digital information screen.



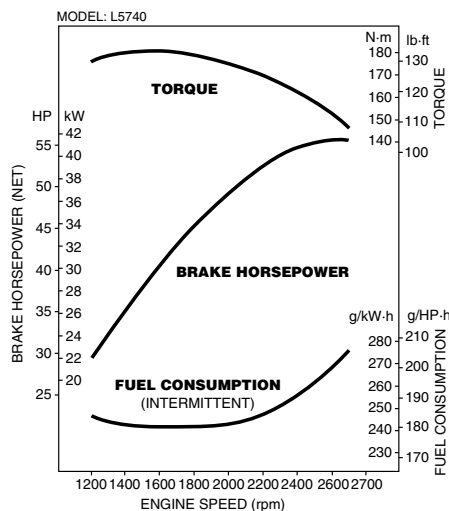
3 Column-type Combination Switch
This new combination switch allows you to operate the headlights and indicators with car-like ease.

ENGINE

E-TVCS Diesel Engine

Kubota's Three Vortex Combustion System (E-TVCS) allows for increased airflow into the combustion chamber to produce greater power, efficiency and cleaner emissions. The diesel engine system found in the new Grand L40-II uses a larger displacement engine, and generates less noise and vibration. It also meets or exceeds a variety of emissions regulations:

- Adheres to the EC Emission Test (97/68/EC)
- Meets Stage III A European emissions regulations for 37kW engines or above (L5040-II/L5240-II/L5740-II)
- Exceeds CARB (California Air Resources Board) certification for Utility, Lawn and Garden engines below 25HP, considered the world's most stringent regulation for diesel emissions.



PTO & HYDRAULIC

Live-independent PTO

The hydraulically activated Live-independent PTO clutch allows the PTO to be independently engaged/disengaged while the tractor is still in motion. In addition, a Neutral/Auto Shut-off system and protective flip-up shields are included for a full upgrade in total PTO safety and productivity.

Deluxe 3-Point Hitch

Kubota's powerful 3-point hitch allows the use of a wide range of implements. It comes with a standard quick hitch that is positioned on the tip of the lower link. This allows implements to be attached more easily.



MAINTENANCE

Full-open Bonnet

Routine maintenance doesn't get much easier. The Grand L40-II's all-metal, one-piece, full-open bonnet opens wide and makes it simple to check the engine, the radiator screen and air and oil cartridge-type filters. Its large exterior air intake area improves engine cooling performance, allowing the tractor to work better in high temperatures. In addition, Kubota has added all-new independent headlights, as well as a buzzer that indicates when the fuel tank is full, letting you refuel without worrying about spilling petrol.

Open-Floor Seat System

The Grand L40-II features a removable seat panel that is positioned over the transmission to allow easier access and service of hydraulic valves and sensor-related components. Now, hydraulics maintenance has been simplified. It is just another way Kubota works to keep you in the driver's seat.



COMFORT



Power Steering

Responsive hydrostatic power steering makes every job easier. Straight lines and tight turns alike are taken smoothly, while steering remains easy and worry-free when a heavy load is applied or the front loader is used.

Tilt Steering Wheel

The Grand L40-II's tilt steering wheel delivers an extra-wide tilt angle for maximum comfort. You simply need to step on the adjustment pedal, tilt the steering wheel to select your ideal position, and lock for the most comfortable operating position. Step on the pedal again to unlock the wheel for easy tractor mounting and dismounting.

Low Noise and Low Vibration

With less noise and vibration levels, you can keep working in comfort. This helps to eliminate operator fatigue, especially after long hours on the job.



FRONT LOADER

Front Loaders

Designed to match the performance of the Grand L40-II Series, our front loaders ensure precise operation and improved productivity. The front loaders feature outstanding lift capacity and lift height for an impressive performance with each load. Plus, loader lift and bucket dump cycle speeds are amazingly fast. The curved boom design matches the bonnet, and with the tubes enclosed, the Grand L40-II has a sleek look.

Skid Steer Type Universal Quick Attach (Optional)

The front loader can also be used with optional Skid Steer type attachments, such as buckets, pallet forks and bale spears. Simple to attach and detach, these handy options do not require the use of tools, saving time and effort.

Quick Attach/Detach

This convenient system saves valuable time by letting you attach and detach loader mounting pins and hose couplers from the driver's seat, without tools.

Third Function Valve (Optional)

To broaden the scope and capabilities of your front loader applications, the Grand L40-II is available with a third function valve.

Easy Operation

When the front loaders work hard, you don't have to. The easy motion of the single lever controls all front loader operations, even allowing simultaneous operation of the boom and bucket. If the loader is detached, the connecting valve remains mounted to the tractor for use with other implements for greater convenience and efficiency.

Construction-grade Cylinders

The Grand L40-II's construction-grade cylinders are made to last. Their outstanding sealing performance makes them strong and exceptionally durable. In addition, the high-quality plating of the cylinder rods achieves superior rust protection.

Front Loader Specifications

Model		LA514	LA714	LA854
Tractor		L3540	L4240	L5040/L5240/L5740
Maximum Lift Height (Pivot pin)	mm	2449	2596	2863
Clearance with Attachment Dump	mm	1987	1990	2255
Reach @ Maximum Height	mm	593	540	570
Maximum Dump Angle	deg.	41	45	45
Reach with Attachment on Ground	mm	1568	1764	1919
Maximum Rollback Angle	deg.	30	41	42
Square Bucket Width / Capacity	mm / m ³	1675 / 0.23	1675 / 0.28	1830 / 0.31
Lift Capacity (Pivot pin)	kg	613	860	1129
Breakout Force (pivot pin)	N	12611	15269	18662
Attachment Rollback Time	sec.	1.6	1.6	3.5
Attachment Dumping Time	sec.	1.3	1.0	2.3



Specifications

Model	L3540		L3540-II		L4240		L4240-II							
	DT (4WD)		HDT (4WD)		DT (4WD)		DTC (4WD, CAB)		HSTC (4WD, CAB)					
Engine	E-TVCS, indirect injection, vertical, liquid-cooled 4-cycle diesel				E-TVCS, indirect injection, vertical, liquid-cooled 4-cycle diesel									
Type														
Engine power (ECER-24)	kW (PS)	25.9 (34.7)			31.7 (42.5)									
Engine power (SAE Gross)	kW (HP)	27.6 (37.0)			32.8 (44.0)									
No. of cylinders	3 / Natural				4 / Natural									
Bore & stroke	mm	87 × 102.4			87 × 92.4									
Total displacement	cc	1826			2197									
Rated speed	rpm	2700			2700									
Battery	12V, RC: 133 min, CCA: 582A				12V, RC: 133 min, CCA: 582A									
Alternator	12V, 40A			12V, 40A		12V, 55A								
Fuel tank capacity	ℓ	44			50									
PTO														
Rear PTO														
Revolution	2 speeds: 540/750 rpm		1 speed: 540 rpm		2 speeds: 540/750 rpm			1 speed: 540 rpm						
Type	Independent				Independent									
Hydraulic														
Lift control type: Position	Standard				Standard									
Implement pump	ℓ/min.	31.5			37.0									
Power steering pump	ℓ/min.	18.6			18.6									
Total hydraulic flow	ℓ/min.	50.1			55.6									
Lift capacity at 24 in. behind lift point	kg	1200			1250									
at lower link end	kg	1700			1750									
Travelling System														
Transmission	FST 16F/16R		HST Plus (3 Ranges)		FST 16F/16R			HST Plus (3 Ranges)						
Creep gear	Standard		-		Standard			-						
Steering	Hydrostatic power steering				Hydrostatic power steering									
Brake	Wet disc type				Wet disc type									
Clutch	Dry type single stage				Dry type single stage									
Standard tyre size*²	Farm (front / rear)		7-16 / 12.4-24		8-16 / 13.6-24									
	Turf (front / rear)		212/80-D15 / 355/80-D20		29 × 12.00-15 / 475/65-D20									
Travel speeds														
No. of speeds (at rated engine speed)			FST 8F/8R		Creep speed for FST 8F/8R		HST Plus		FST 8F/8R		Creep speed for FST 8F/8R		HST Plus	
	Forward	Reverse	Forward	Reverse	Forward	Reverse	Forward	Reverse	Forward	Reverse	Forward	Reverse	Forward	Reverse
First	1.81	1.51	0.20	0.17	H-DSL	L: 3.4	L: 3.1	1.68	1.40	0.19	0.16	H-DSL	L: 3.5	L: 3.5
Second	2.56	2.13	0.29	0.24	M: 7.0	M: 6.3	2.38	1.98	0.27	0.22	M: 7.0	M: 6.3	M: 7.1	M: 7.1
Third	4.16	3.46	0.47	0.39	H: 17.7	H: 15.9	3.86	3.22	0.43	0.36	H: 17.7	H: 15.9	H: 17.8	H: 17.8
Fourth	6.14	5.11	0.69	0.57			5.71	4.76	0.64	0.53				
Fifth	9.13	7.61	1.02	0.85	H-DSH	L: 5.8	L: 5.2	8.49	7.07	0.95	0.79	H-DSH	L: 5.8	L: 5.8
Sixth	12.91	10.76	1.45	1.21	M: 11.8	M: 10.6	12.01	10.01	1.35	1.12	M: 11.8	M: 10.6	M: 11.9	M: 11.9
Seventh	20.96	17.47	2.35	1.96	H: 29.7	H: 26.7	19.49	16.24	2.19	1.82	H: 29.7	H: 26.7	H: 29.9	H: 29.9
Eighth	30.96	25.80	3.48	2.90			28.78	23.99	3.23	2.69				
Dimensions														
Overall length (w/o 3P)	mm	3015			3170									
Overall width	mm	1430		1510		1485		1555						
Overall height	mm	2415		2230		2450		2250						
Wheelbase	mm	1805			1895									
Min. ground clearance	mm	360		345		390		360						
Tread	Front	(Front tyre) mm		1150		1145								
	Rear	(Rear tyre) mm		1110		1205		1140		1210				
				1205		1300		1210		1310				
				1300		1380		1310		1410				
				1380				1410						
Min. turning radius w/brake	m	2.7			2.7									
Weight (with ROPS/Cab)	kg	1470		1745		1560		1775			1810			

The company reserves the right to change the above specifications without notice. This brochure is for descriptive purposes only.

Please contact your local Kubota dealer for warranty information.

For your safety, KUBOTA strongly recommends the use of a Rollover Protective Structure (ROPS) and seat belt in almost all applications.

*¹ With Master Clutch.

*² Kubota offers several tyre options.

*³ Speeds 3, 5, 7 and 9 of the GST are not included in the FST's 8 forward speeds.

L5040		L5040-II				L5240		L5240-II				L5740-II								
DT (4WD)		DTC (4WD, CAB)		GSTC (4WD, CAB)		HST (4WD)		HSTC (4WD, CAB)				HSTC (4WD, CAB)								
E-TVCS, indirect injection, vertical, liquid-cooled 4-cycle diesel												E-TVCS, indirect injection, vertical, liquid-cooled 4-cycle diesel		E-TVCS, indirect injection, vertical, liquid-cooled 4-cycle diesel						
36.0 (48.3)						38.7 (52.6)						41.5 (56.4)								
38.9 (52.0)						40.3 (54.0)						44.0 (59.0)								
4 / Turbo charged						4 / Turbo charged EGR						4 / Turbo charged EGR								
87 × 102.4						87 × 102.4						87 × 102.4								
2434						2434						2434								
2600						2600						2700								
12V, RC: 133 min, CCA: 582A						12V, RC: 133 min, CCA: 582A						12V, RC: 133 min, CCA: 582A								
12V, 45A				12V, 55A		12V, 45A				12V, 55A		12V, 55A								
54						54						54								
2 speeds: 540/750 rpm				1 speed: 540 rpm		1 speed: 540 rpm						1 speed: 540 rpm								
Independent						Independent* ¹						Independent* ¹								
Standard						Standard						Standard								
35.6						35.6		37.0				37.0								
17.9						17.9						18.6								
53.5						53.5						55.6								
1350						1350						1350								
1750						1750						1750								
FST 16F/16R				GST 24F/16R		HST Plus (3 Ranges)						HST Plus (3 Ranges)								
Standard						—						—								
Hydrostatic power steering						Hydrostatic power steering						Hydrostatic power steering								
Wet disc type						Wet disc type						Wet disc type								
Dry type single stage						Dry type single stage						Dry type single stage								
9.5-16 / 13.6-28						9.5-16 / 13.6-28						9.5-16 / 13.6-28								
29 × 12.00-15 / 475/65-D20						29 × 12.00-15 / 475/65-D20						29 × 12.00-15 / 475/65-D20								
Reverse	FST 8F/8R		Creep speed for FST 8F/8R		FST 8F/8R		Creep speed for FST 8F/8R		GST* ³ 16F/8R		Creep speed for GST 16F/8R		HST Plus		HST Plus		HST Plus			
	Forward	Reverse	Forward	Reverse	Forward	Reverse	Forward	Reverse	Forward	Reverse	Forward	Reverse	Forward	Reverse	Forward	Reverse	Forward	Reverse		
L: 3.1	1.77	1.48	0.20	0.17	1.71	1.42	0.19	0.16	1.71	9.69	1.42	0.19	1.09	0.16	H-DSL	L: 3.4	L: 3.1	H-DSL	L: 3.6	L: 3.2
M: 6.4	2.51	2.09	0.28	0.23	2.42	2.01	0.27	0.23	2.42	12.18	2.01	0.27	1.37	0.23	M: 7.0	M: 6.3	M: 7.0	M: 6.3	M: 7.3	M: 6.6
H: 16.0	4.07	3.39	0.46	0.38	3.92	3.27	0.44	0.37	3.12	19.78	3.27	0.35	2.22	0.37	H: 17.7	H: 15.9	H: 17.6	H: 15.8	H: 18.3	H: 16.5
	6.02	5.01	0.68	0.56	5.79	4.83	0.65	0.54	3.92	29.21	4.83	0.44	3.28	0.54						
L: 5.2	8.95	7.45	1.00	0.84	8.61	7.18	0.97	0.81	4.61	7.18	0.52	0.81			H-DSH	L: 5.8	L: 5.2	H-DSH	L: 5.8	L: 5.4
M: 10.7	12.66	10.55	1.42	1.18	12.18	10.15	1.37	1.14	5.79	10.15	0.65	1.14			M: 11.8	M: 10.6	M: 11.8	M: 10.6	M: 12.2	M: 11.0
H: 26.9	20.54	17.12	2.31	1.92	19.78	16.48	2.22	1.85	6.85	16.48	0.77	1.85			H: 29.5	H: 26.6	H: 29.6	H: 26.6	H: 30.7	H: 27.7
	30.34	25.28	3.41	2.84	29.21	24.34	3.28	2.73	6.61	24.34	0.97	2.73								
3245						3245						3245								
1470		1560		1560		1470				1560		1560								
2550		2375				2550				2375		2375								
1915						1915						1915								
400		405				400				405		405								
1135						1135						1135								
1125		1225				1125				1225		1225								
1225		1325				1225				1325		1325								
1325						1325														
3.2						3.2						3.2								
1730		1960				1765				1995		1995								



KUBOTA (U.K.) LIMITED

Dormer Road Thame, Oxfordshire, OX9 3UN.
Phone Thame (01844) 214500 Fax (01844) 216685
E-mail: sales@kubota.co.uk

Web site: <http://www.kubota.co.uk>